

# INTRO S

LED 1W 96 lm Ra 80



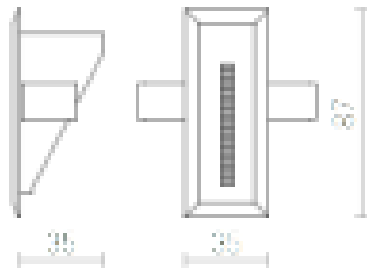
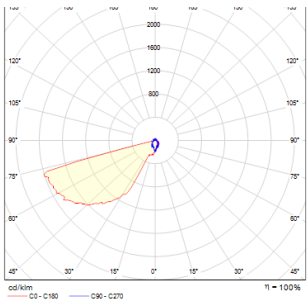
Recessed light made of brushed aluminum with integrated LED. The front panel is 0.3 cm thick. Supplied with a mounting box. Must be connected in a series.

RP EUR incl. VAT

R10597

INTRO S brushed aluminum 350mA LED 1W  
3000K

48,00



3D model



manual



7,2/2,5



0,2



IES



IES

.ies data