





R10166

230V~50Hz CLASS I	⊕		
G9-25W Max.	IP20		
MATERIAL: ALUMINIUM			

INSTALLATION GUIDE

1. Before installation, make sure the power is switched off.
2. Please follow diagram for the installation.

CLEANING INSTRUCTION!

Before cleaning make sure the power supply is switched off.
Use only a soft cloth moistened with a mild cleanser to clean the fixture.
WARNING!! Do not use alcohol or other solvents

CAUTION:

While the lamp is working, the surface of it is hot!
Please do not touch the fixture within an hour after the power supply has been switched off.

